


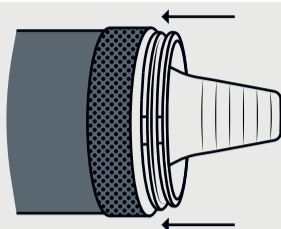
1 /

Place your silicone wrist seal into the Ellipse suit ring and fold over.




2 /

Push this firmly into the PU ring in the suit sleeve. Adjust to align the oval with wrist.

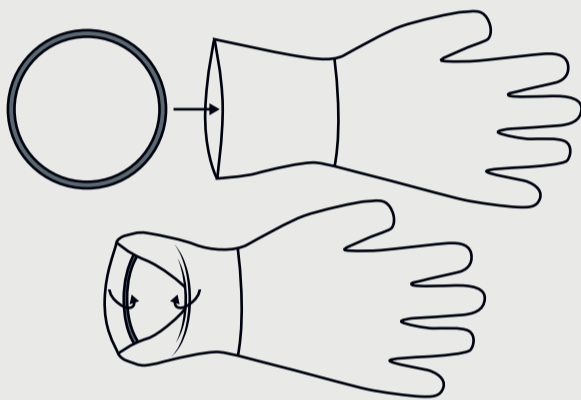


3 /

Fit the Ellipse silicone band into the groove if you won't be using drygloves.



USING DRYGLOVES

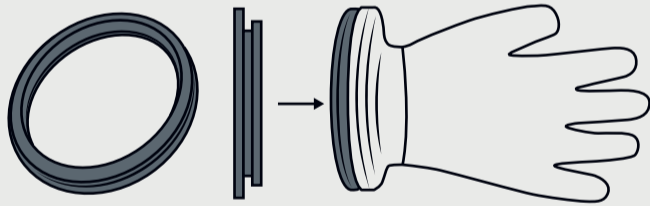


1 /

Place Ellipse o-ring inside your dryglove and fold the cuff back over it.

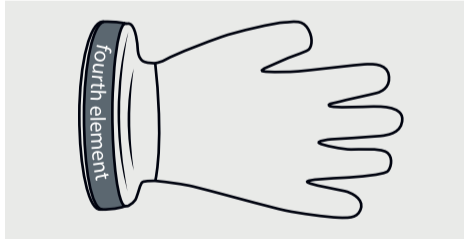
2 /

Holding the sandwiched Ellipse o-ring in place, stretch the glove over the Ellipse glove ring and into the groove. *(Video demo on fourthelement.com/ellipse)*



3 /

To secure the glove, firmly press the Ellipse silicone band into the gap.



4 /

Replace silicone band with o-ring in groove on suit ring. Put suit on before attaching dry gloves. Squeeze the glove ring and suit ring together to seal.

